

Request for Competitive Priority

It is the responsibility of the applicant to request and provide documentation of competitive priority in scoring of applications. Below, please check the boxes for priority you are requesting and provide explanation of the documentation provided to substantiate your request. **To indicate your selection, double click the checkbox, choose “Checked” from the pop-up menu, and click “OK”.** Examples of documentation are provided. **Please compile this document and your documentation into a single file to upload.**

Application proposes to serve children and youth in ***schools designated “Comprehensive” or “Targeted” on Iowa School Performance Profiles*** AND is jointly submitted as a collaboration between local educational agencies receiving funds under Title I and a community-based organization or other public or private entity that contributes to the program. Best Practice is that applicants serve a minimum of 50% of FRPL children at each school in the application to receive the bonus points. NOTE: This collaboration cannot include vendors. *Up to 5 additional points awarded.*

Documentation (2 pieces required). Examples of documentation: 1. Original signatures of joint applicants AND MOUs recognizing joint submission. 2. Look up your school on Iowa School Performance Profiles at <https://www.iaschoolperformance.gov/ECP/Home/Index>.

Indicate your documentation sources here and compile these documents into a single file to upload.

1. **Original signatures of joint applicants and MOUs recognizing joint submission**
2. **Iowa School Performance Profile**

Application proposes to serve **a county with more than 17% child poverty**. *Up to 5 additional points awarded.*

Documentation_(1 piece required per county served) Examples of documentation: Look up your count at <https://datacenter.kidscount.org/data/tables/1239-child-poverty?loc=17&loct=5#detailed/5/2715-2813/false/37,871,870,573,869,36,868,867,133,38/any/2685>

Indicate your documentation sources here by inserting your county/counties child poverty rate, secure a print-out and compile these documents into a single file to upload.

County: Child Poverty Rate:

County: Child Poverty Rate:

County: Child Poverty Rate:

Application proposes to serve rural communities (**community with population 2,499 or below**). *Up to 5 additional points awarded.*

Documentation_Example of documentation: Look up city populations at: <https://www.census.gov/quickfacts/fact/table/US/PST045217>

Indicate your city populations here, secure a print-out and compile these documents into a single file to upload.

City to be served: Population:

City to be served: Population:

City to be served: Population:

NOTE: Up to 5 additional points awarded for each category. When an application is received for multiple districts/buildings, the points will be determined by the number of districts/buildings that qualify for the points. If you are applying for more than one county, or community, provide data for each site in your application. The IDOE reserves the right to reduce points if schools do not meet all required criteria.

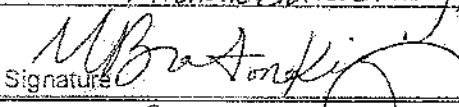



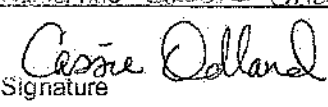
Application proposed to serve a full meal daily and provide evidence of this partnership with a school food system or local food bank. *Up to 5 additional points awarded.*

Applications serving middle school and/or high school students and who plan to implement a Career and Technical Education component with evidence of a partnership with a local college or university. *Up to 5 additional points awarded.*

Collaborative Signatures

Every 21CCLO program shall be developed, implemented, evaluated, and sustained through a collaborative process that includes parents, youth, and representatives of participating school sites (e.g., classroom teachers, custodial staff, support staff, etc.), governmental agencies, such as city and county parks and recreation departments, community organizations, and the private sector. The signatures provided here are partners you do not have an MOU with.

Applications only allowed up to one (1) additional page for signatures.

Name/Signature	Agency Affiliation	
Name/Title <i>Michelle Bolton King, ED</i>	Agency <i>Afterschool Arts Program</i>	
Signature 	Address <i>600 Sixth Ave.</i>	
	City/Zip <i>Des Moines 50309</i>	Phone <i>770-3380</i>
Name/Title <i>Cameron Nicholson, COO</i>	Agency <i>YMCA</i>	
Signature 	Address <i>1611 11th St.</i>	
	City/Zip <i>Des Moines 50314</i>	Phone <i>246-0791</i>
Name/Title <i>Jason Levang, CEO</i>	Agency <i>Build Lincoln Higher</i>	
Signature 	Address <i>2600 SW 9th St.</i>	
	City/Zip <i>Des Moines 50315</i>	Phone <i>559-7000</i>
Name/Title <i>Kelly Huntsman, CEO</i>	Agency <i>Primary Healthcare</i>	
Signature 	Address <i>1200 University Ave. #200</i>	
	City/Zip <i>Des Moines 50314</i>	Phone <i>248-1868</i>
Name/Title <i>Cassie Olland, Educator</i>	Agency <i>Iowa State University</i>	
Signature 	Address <i>Beardshear Hall 215th Morrill Rd.</i>	
	City/Zip <i>Ames 50011</i>	Phone <i>800-262-3804</i>
Name/Title	Agency	
Signature	Address	
	City/Zip	Phone
Name/Title	Agency	
Signature	Address	
	City/Zip	Phone
Name/Title	Agency	
Signature	Address	
	City/Zip	Phone
Name/Title	Agency	
Signature	Address	
	City/Zip	Phone

Madison:

[Department of Education - Iowa School Performance Profiles \(iaschoolperformance.gov\)](https://www.iaschoolperformance.gov)

Reporting Year: 2020

Madison Elementary School
DES MOINES INDEPENDENT CSD
HEARTLAND AEA

806 Hoffman Ave., Des Moines, IA 50316
(515) 242-8420

SCHOOL SUMMARY | LEARNING MEASURES | ADDITIONAL METRICS | ACHIEVEMENT GAPS | HELP

Due to COVID-19, the overall accountability index score, rating category and ESSA support status are being carried forward from 2019. Please [Click here](#) for more information

ABOUT

Principal Jennifer Krieger	Enrollment 282	Grade Levels KG, 01, 02, 03, 04, 05	School Type Elementary	County Polk County
-------------------------------	-------------------	--	---------------------------	-----------------------

OVERALL PERFORMANCE

ACCEPTABLE

ESSA Performance Category
Comprehensive Status: **Met**
Targeted Status: **Met**
ESSA Support: **No Support Required**

53.07
OUT OF 100
State Average: 54.94

Understanding Overall Performance
The overall performance includes both an overall score and performance rating for all Iowa schools across a number of performance measures. In addition, the Every Student Succeeds Act performance category identifies schools who are struggling or who have student groups who are underperforming. The overall score provides a single number sum of the measures below. It provides a snapshot of school performance but may not tell the entire story about performance of student school.

DEMOGRAPHICS [SHOW/HIDE](#)

Student Subgroups

- White: 22.0%
- Hispanic: 40.8%
- Native American: 0.7%
- Multi-Racial: 1/2
- Black/African American: 11.0%
- Hawaiian/Pacific Islander: 0.0%
- Asian: 16.7%

- Male Students: 53.5%
- Female Students: 46.5%

- Students with Disabilities (IEP): 17.7%
- N/A: 82.3%

- English Learners (EL): 44.0%
- N/A: 56.0%

- Low Socio-Economic Status (FRL): 90.8%
- N/A: 9.2%

PERFORMANCE IN EACH AREA Accountability View

Accountability view: This view provides information about the performance of students who are included in the accountability score (N>=20).



Oak Park:

Pages - Welcome to the @DMF: x Department of Education - Iowa x +
<https://www.iaschoolperformance.gov/ECP/StateDistrictSchool/SchoolSummary?k=11008&y=2020>

Oak Park
 DES MOINES INDEPENDENT CSD
 HEARTLAND AEA

3928 6th Ave., Des Moines, IA 50313
 (515) 242-8428

Reporting Year: 2020

Search/Compare

SCHOOL SUMMARY LEARNING MEASURES ADDITIONAL METRICS ACHIEVEMENT GAPS HELP

Due to COVID-19, the overall accountability index score, rating category and ESSA support status are being carried forward from 2019. Please [Click here](#) for more information

ABOUT

Principal Ryan Sharp	Enrollment 340	Grade Levels KG, 01, 02, 03, 04, 05	School Type Elementary	County Polk County
-------------------------	-------------------	--	---------------------------	-----------------------

OVERALL PERFORMANCE

ACCEPTABLE

ESSA Performance Category
 Comprehensive Status: **Met**
 Targeted Status: **Targeted**
 English Learners (EL)
 ESSA Support: **Targeted Year 1**

52.52
 OUT OF 100

State Average: 54.94

Understanding Overall Performance

The overall performance includes both an overall score and performance rating for all Iowa schools across a number of performance measures. In addition, the Every Student Succeeds Act performance category identifies schools who are struggling or who have student groups who are underperforming. The overall score provides a single number which is the sum of the measures below. It provides a snapshot of school performance, but may not tell the entire story about performance of students in that school.

DEMOGRAPHICS [SHOW/HIDE](#)

DEMOGRAPHICS [SHOW/HIDE](#)

Student Subgroups

White: 29.7%	Black/African American: 24.1%
Hispanic: 25.9%	Hawaiian/Pacific Islander: 0.3%
Native American: 0.6%	Asian: 11.2%
Multi-Racial: 1/1	Other

Male Students: 50.9%	Female Students: 49.1%
Students with Disabilities (IEP): 14.1%	N/A: 85.9%
English Learners (EL): 33.5%	N/A: 66.5%
Low Socio-Economic Status (FRL): 87.1%	N/A: 12.9%

PERFORMANCE IN EACH AREA [Accountability View](#)

Windsor

Windsor Elementary

DES MOINES INDEPENDENT CSD

HEARTLAND AEA

5912 University Ave., Des Moines, IA 50311

(515) 242-8440

- SCHOOL SUMMARY
- LEARNING MEASURES
- ADDITIONAL METRICS
- ACHIEVEMENT GAPS
- HELP

Due to COVID-19, the overall accountability index score, rating category and ESSA support status are being carried forward from 2019. Please [Click here](#) for more information

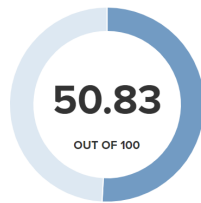
ABOUT

Principal Robert Nichols	Enrollment 307	Grade Levels KG, 01, 02, 03, 04, 05	School Type Elementary	County Polk County
------------------------------------	--------------------------	---	----------------------------------	------------------------------

OVERALL PERFORMANCE

ACCEPTABLE

ESSA Performance Category
 Comprehensive Status: **Met**
 Targeted Status: **Met**
 ESSA Support: **No Support Required**



Understanding Overall Performance

The overall performance includes both an overall score and performance rating for all Iowa schools across a number of performance category measures. In addition, the Every Student Succeeds Act performance category identifies schools who are struggling or who have student groups who are underperforming. The overall score provides a single number which is the sum of the measures below. It provides a snapshot of school performance, but may not tell the entire story about performance of students in that school.

DEMOGRAPHICS

SHOW/HIDE

Student Subgroups

