

GPRA Measures

1

1.1 Percentage of students in grades 4-8 participating in 21CCLC programming during the school year and summer who demonstrate growth in reading and language arts on state assessments

1.2 Percentage of students in grades 4-8 participating in 21CCLC programming during the school year and summer who demonstrate growth in mathematics on state assessments

Growth in Reading & Math

2

Percentage of students in grades 7-8 and 10-12 attending in 21CCLC programming during the school year and summer with a prior-year unweighted GPA of less than 3.0 who demonstrated an improved GPA

Improved GPA

3

Percentage of students in grades 1-12 participating in 21CCLC programming during the school year who had a school day attendance rate at or below 90% in the prior school year and demonstrated an improved attendance rate in the current school year

Improved Attendance

4

Percentage of students in grades 1-12 participating in 21CCLC programming during the school year and summer who experienced a decrease in in-school suspensions compared to the previous school year

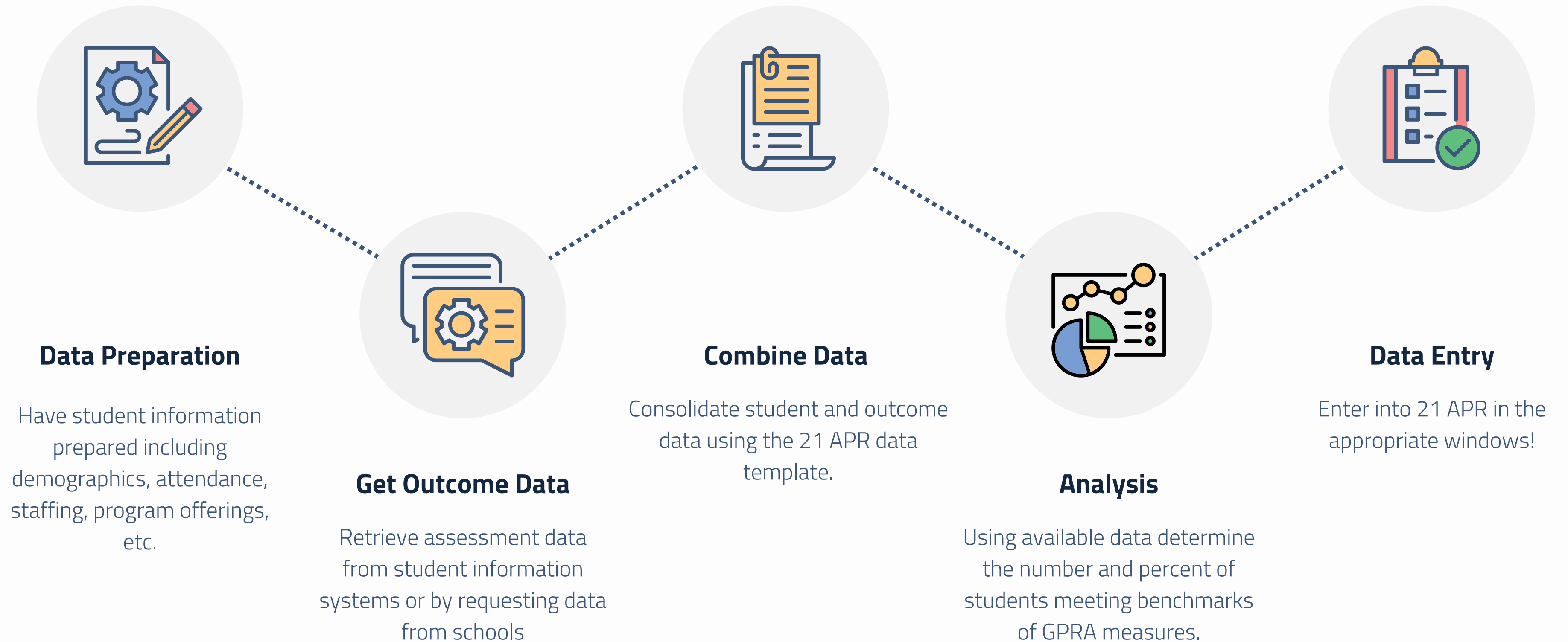
Decreased In-School Suspensions

5


Percentage of students in grades 1-5 participating in 21CCLC programming in the school year and summer who demonstrated an improvement in teacher reported engagement in learning

Improved Engagement

21 APR: Creating Processes for Data Reporting



Data Preparation



*Student information:

- Student Name
- School/Program Site
- Grade
- Gender
- Race / Ethnicity
- FRPL
- LEP
- Special Needs

*Attendance (hours conversion)

Less than a week	Less than 15 hours
More than a week	15-44 hours
More than a month	45-89 hours
More than two months	90-179 hours
More than three months	180-269 hours
More than four months	More than 270 hours



Data Preparation




Get Outcome Data



Combine Data



Analysis



Data Entry

TBD Additional information:

- Program offerings / frequency
- Staffing make-up

*See spreadsheet template

Get Outcome Data



- Schools have access to student information systems

Community Based Organizations:

- Data request templates and FERPA Guidance is on 21CCLC website:

<https://www.iowa21cclc.com/grant-info>



Data Preparation



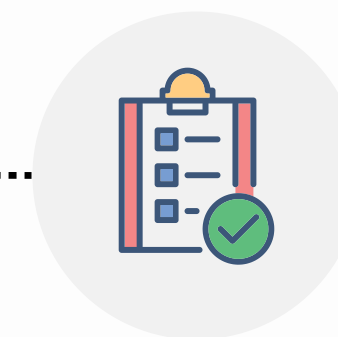
Get Outcome Data



Combine Data



Analysis



Data Entry

***See spreadsheet template**

Get Outcome Data

	K	1	2	3	4	5	6	7	8	9	10	11	12
GPRA 1.1 & 1.2: growth in reading/language arts and math state assessments													
GPRA 2: growth in GPA for students who had lower than 3.0 GPA the prior year													
GPRA 3: improvement in attendance for students who had lower than 90% attendance rate the prior year													
GPRA 4: decrease in in-school suspensions compared to prior year													
GPRA 5: improvement in teacher reported engagement in learning													



Get Outcome Data: Teacher Survey


GPRA 1.1 & 1.2: growth in reading/language arts and math state assessments

GPRA 2: growth in GPA for students who had lower than 3.0 GPA the prior year

GPRA 3: improvement in attendance for students who had lower than 90% attendance rate the prior year

GPRA 4: decrease in in-school suspensions compared to prior year

GPRA 5: improvement in teacher reported engagement in learning



* 5. Student demonstrated improvement in their engagement in learning

- Yes (improved or maintained high level of engagement)
- No (needed improvement and did not improve)

6. Do you have any additional comments about this student's overall growth (or lack of) over this school year? And/or have you witnessed any impact of the 21st CCLC program on this student's growth?



Data Preparation



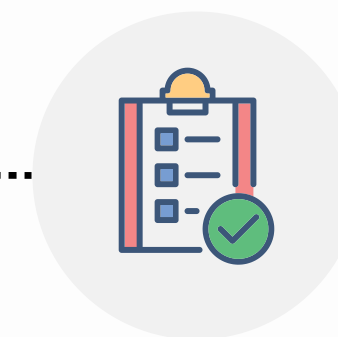
Get Outcome Data



Combine Data

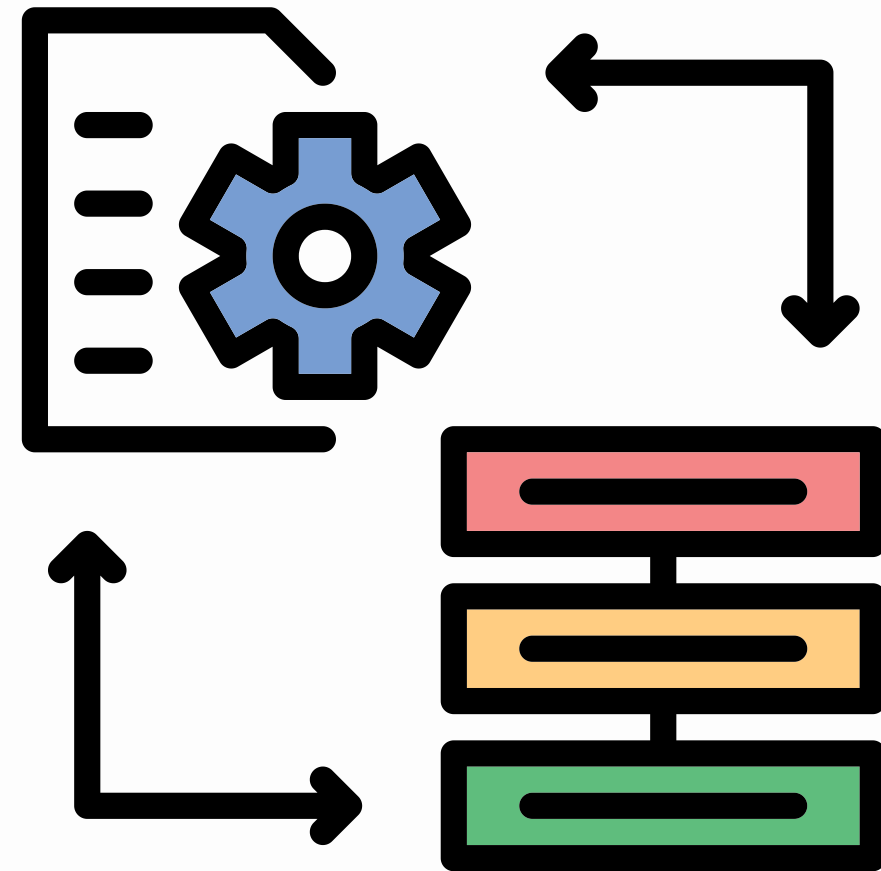


Analysis



Data Entry

Combine Data



- *Consolidate student and outcome data using the 21 APR data template.
- "Translate" data to indicate if students meet GPRA benchmarks



Data Preparation

Get Outcome Data

Combine Data

Analysis

Data Entry

***See spreadsheet template**

Analysis



- *When data is all combined you can use pivot tables to begin to ascertain the number and percent of students meeting the benchmark of the objectives.
- Enter into the outcomes tab in spreadsheet to be ready to enter into APR



Data Preparation



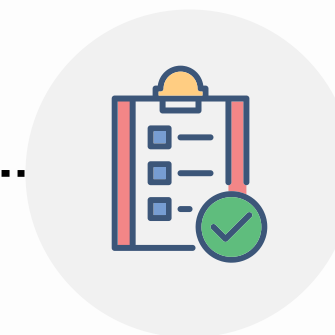
Get Outcome Data



Combine Data




Analysis



Data Entry

Data Entry



- After these processes the template should provide you a clear guide to go into the APR system and enter all data point by point



Data Preparation



Get Outcome Data



Combine Data



Analysis



Data Entry

Thank you!

Questions on evaluation committee resources

please contact:

Kaitlin Schmidt

kschmidt@stmarkyouthenrichment.org

Templates can be found at

<https://www.iowa21cclc.com/grant-info>